



西武池袋線停車駅 ごあんない

- 特急「ちちぶ号」「むさし号」
- 快速急行
- 急行
- 通勤急行
- 快速
- 通勤準急
- 準急
- 各駅停車



Rapid (快速)

Semi Express (準急)

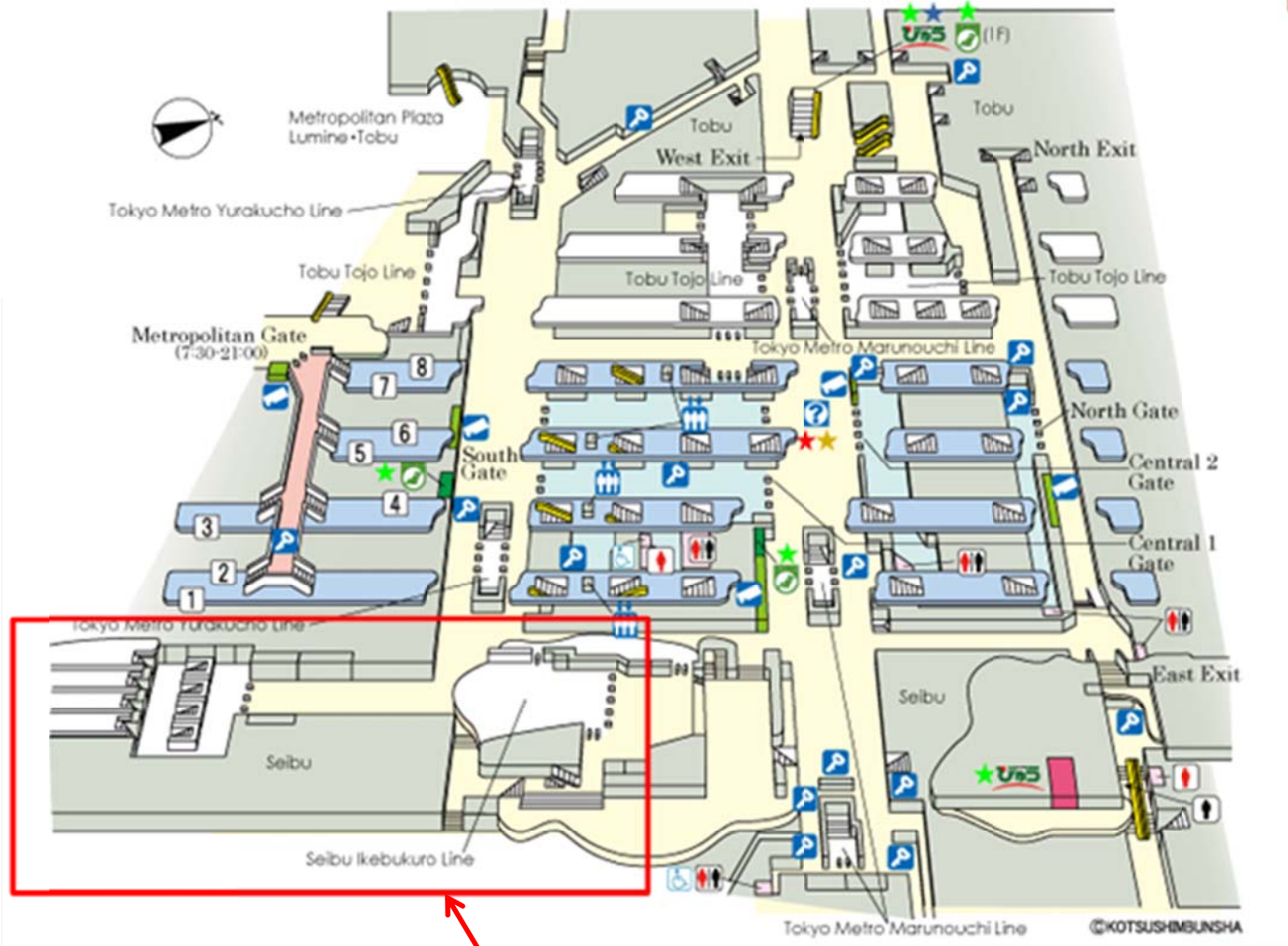
Local (各駅停車)

Rapid Express (快速急行) & Express (急行)

transfer at Hibirigaoka Station

Take Semi-Express (Jun-kyu 準急) train or Rapid train (Kaisoku 快速), and get off Kiyose station (N0.15). If you would like to take Express (Kyu-kou 急行) from Ikebukuro station (01), you must change to local train at the Hibirigaoka station (No.13) just two stops before Kiyose station.

JR EAST JAPAN RAILWAY COMPANY Ikebukuro Station (B1F)



**Platform Guidance**

- ① Saikyo Line for Shinjuku
- ② ③ Shonan-Shinjuku Line for Tokaido, Yokosuka, Tohoku (Utsunomiya), Takasaki "Narita Express" for Narita Airport
- ④ Saikyo Line for Omiya
- ⑤ ⑥ Yamanote Line Inner Tracks for Shinjuku
- ⑦ ⑧ Yamanote Line Outer Tracks for Ueno

SEIBU RAILWAY Ikebukuro Line

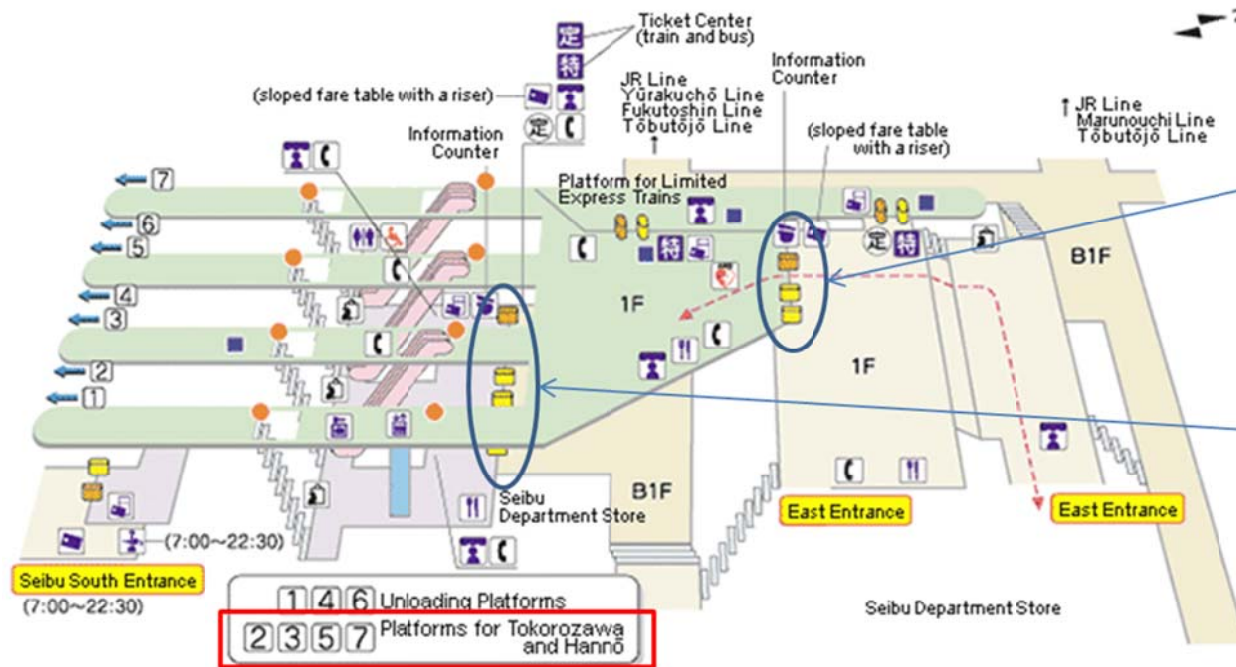
# SEIBU RAILWAY Ikebukuro Line

[http://www.seibu-group.co.jp/railways/tourist/english/train\\_information/howto/stationmap\\_ikebukuro.html](http://www.seibu-group.co.jp/railways/tourist/english/train_information/howto/stationmap_ikebukuro.html)

How to take the train - Train information | Seibu Railway Web Site



Ikebukuro Station Map



ground floor(1F)  
Ticket gate

B1F Ticket gate


- |                               |                                 |                       |                                       |                                   |                          |
|-------------------------------|---------------------------------|-----------------------|---------------------------------------|-----------------------------------|--------------------------|
| Station Office                | Restroom                        | Coin-operated Lockers | ATM Machine                           | Braille Tactile Map               | Platform                 |
| Ticket Vending Machines       | Multifunctional Toilet          | Lost and Found        | Waiting Room                          | Handrails with Braille Plates     | Area inside ticket gate  |
| Pass Office                   | Elevator                        | Kiosk                 | AED(automatic external defibrillator) | Bench                             | Area outside ticket gate |
| Limited Express Ticket Office | Wheelchair Accessible Escalator | Restaurants           | Escalator                             | Ticket Gate                       | Road                     |
| Pass Vending Machines         | Lift                            | Shops                 | Stairs                                | Wide Ticket Gate                  |                          |
| Exit Fare Machines            | Slope                           | PublicPhone           |                                       | Route with least level difference |                          |

(1) How to get Seibu Ikebukuro Line from J.R. Ikebukuro st. through the ground floor (1F) ticket gate.



(2) From outside of Ikebukuro st. of EAST gate.





Ticket vending machines





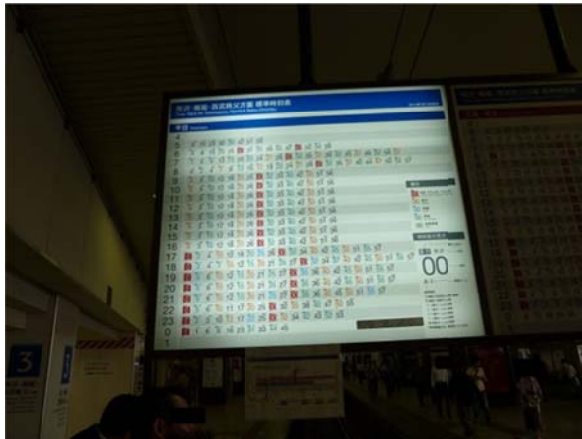
Ticket vending machines of ground floor (1F) (right side).



Ticket gate of the ground floor (1F).



Inside of the ticket gate of ground floor (1F).



Timetable



Semi Express : It will stop at Kiyose st.

Express : You need to transfer to the semi Express or local train at Hibarigaoka Station.

Take Semi-Express (Jun-kyu 準急) train or Rapid train (Kaisoku 快速), and get off Kiyose station (N0.15) .

If you would like to take Express (Kyu-kou 急行) from Ikebukuro station (01), you must change to local train at the Hibarigaoka station (No.13) just two stops before Kiyose station.



View of fourth home and fifth home.



How to get Seibu Ikebukuro Line from J.R. Ikebukuro st. through B1F ticket gate.



B1F Center passage to Seibu Ikebukuro line.



B1F Ticket vending machines of Seibu Ikebukuro line.



B1F Ticket gate of Seibu Ikebukuro Line.





To the departure home.



5 th home for departure. (view from the top of the escalator)

## How to get JNIOASH from Kiyose st. by Public Bus.



[Kiyose station](#)

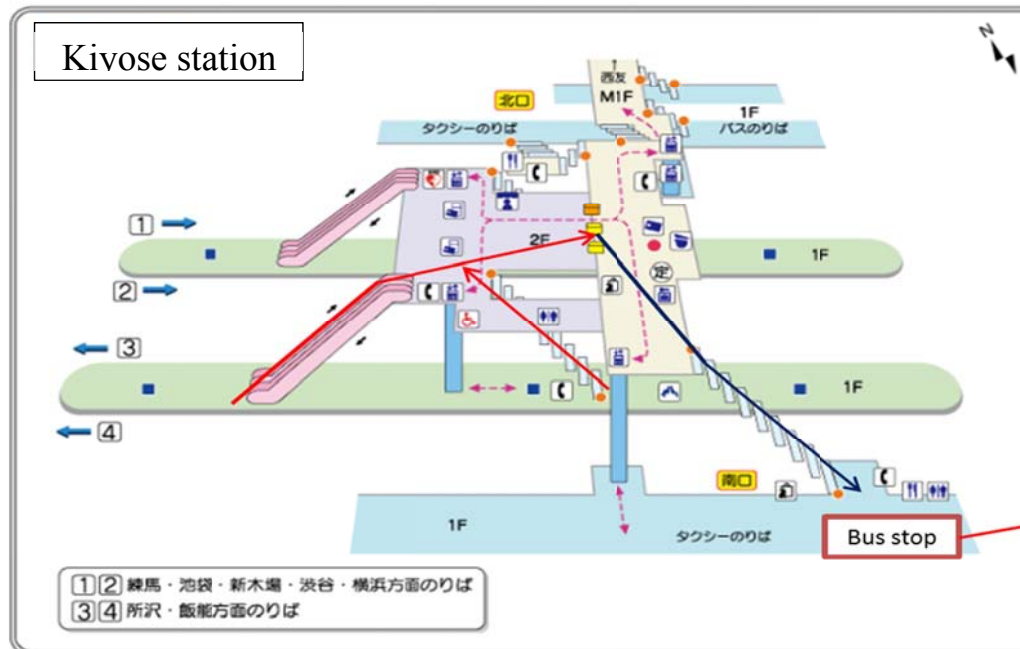
By Bus: From the south exit of the station take a Seibu bus from the No. 2 bus stop (5 minutes) Get off the bus at the Tokyo Byoin Kita (National Tokyo Hospital North bus stop and 1 minute walk to the entrance of JNIOASH.

By Taxi: Take a taxi from Kiyose station (5 minutes)

On Foot: Walk from the Kiyose station (15 minutes)



Kiyose station South exit



### bus stop 2

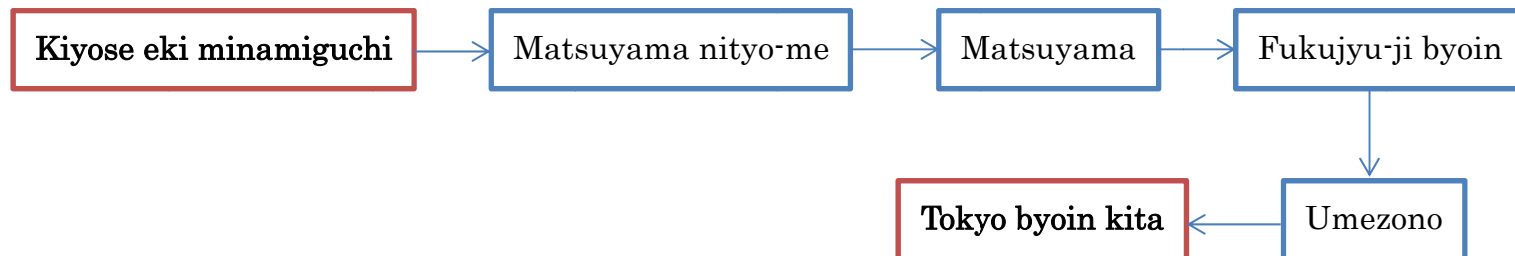
久 11 Kiyose eki minamiguchi →Kumegawa eki kitaguchi

清 02 清 02-1 清 03 清 03-1 循環 Kiyose eki minamiguchi→Shimosato Danchi or Takiyama eigyo-syo or Hanakoganei eki

Kiyose station South exit bus route network



Please get off at the bus stop of 「 Tokyo byoin kita 」 .





South exit stairs of Kiyose st.



Bus stop.



Taxi stop.

It costs about 710 yen to reach JNIOH from here.

4 persons can ride a taxi.



Please get on the bus.

(No.02 No.02-1 No.03 No.03-1 No.11)



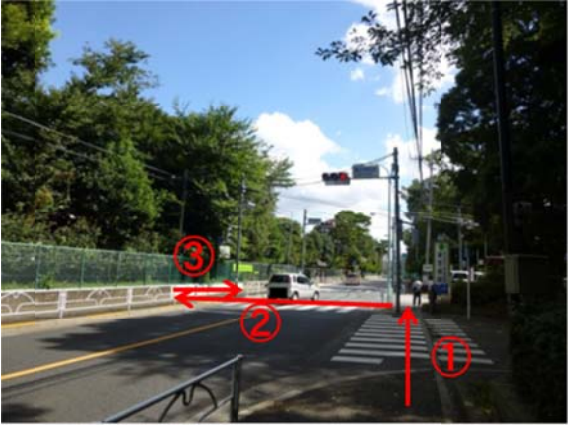
Please take a ticket (It shows the bus stop where you get on.) from this issuing device.  
Pay ¥170 at the time of getting off the bus.  
(Fare from Kiyose Station to Tokyo byoin kita is ¥170.)



When you use PASMO or suica card, pls touch here with PASMO (suica) card.



Please get off the bus at bus stop 「Tokyo byoin kita 」 .







Entrance of the JNIOHSA.

Security guard of JNIOHSA.

Please pass this guard and gotoward the entrance of main building.



Entrance of main Building.